
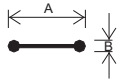
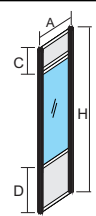
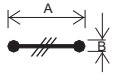

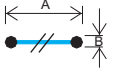

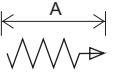


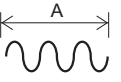

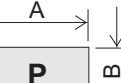
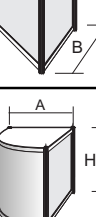
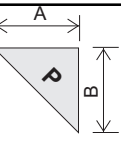

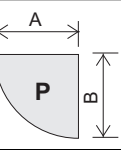
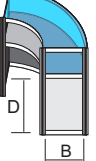
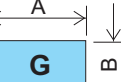

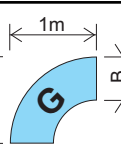


Stand construction elements, furniture and supplementary equipment				AVAILABLE MEASUREMENTS		
Number	PICTURE	SYMBOL	NAME	A	B	H
1 2			WHITE WALL PANEL	150 cm	4 cm	240 cm
				100 cm	4 cm	240 cm
				50 cm	4 cm	240 cm
4			PLEXIGLASS WALL	per 1 sqm / za 1 m ²		
3			GLASS WALL	100 cm	4 cm	240 cm
6			FOLDING DOOR	100 cm	×	240 cm
7			DOOR	100 cm	×	240 cm
8			CURTAIN	100 cm	×	240 cm
9 10 11 12			PODIUM	100 cm	100 cm	20 cm
				100 cm	100 cm	50 cm
				100 cm	100 cm	70 cm
				100 cm	100 cm	100 cm
				100 cm	50 cm	20 cm
				100 cm	50 cm	50 cm
				100 cm	50 cm	70 cm
				100 cm	50 cm	100 cm
				50 cm	50 cm	20 cm
				50 cm	50 cm	50 cm
12			TRIANGLE PODIUM	100 cm	100 cm	20 cm
				100 cm	100 cm	50 cm
				100 cm	100 cm	70 cm
				100 cm	100 cm	100 cm
13			ROUND PODIUM	100 cm	100 cm	20 cm
				100 cm	100 cm	50 cm
				100 cm	100 cm	70 cm
				100 cm	100 cm	100 cm
14 15			SHOW CASE	100 cm	100 cm	100 cm
				100 cm	50 cm	100 cm
				50 cm	50 cm	100 cm
15			ROUND SHOW CASE	×	50 cm	100 cm